

# Nonlinear dynamics of zonal structures with ORB5 in the framework of the OrbZONE project

**Alessandro Biancalani,**

Max-Planck Institute for Plasma Physics, 85748 Garching, Germany

A. Bottino, T. Hayward-Schneider, E. Lanti, A. Mishchenko, N. Ohana, L. Villard.

based on material from

A. Biancalani, et al, J. Plasma Phys. 83, 725830602 (2017)

A. Biancalani, et al, Plasma Phys. Control. Fusion 63, 065009 (2021)

obtained in the framework of the Eurofusion projects on:

- NL energetic particle dynamics (F. Zonca)
- NL interaction of Alfvénic and turb. fluctuations in burning plasmas (P. Lauber)
- Multi-scale energetic particle transport in fusion devices (F. Zonca)




*IFERC Annual Workshop on GPUs #2  
June 14th, 2021*

- **1. Introduction and motivation**
- **2. Model**
- **3. Problem A: EP redistribution by EGAMs**
- **4. Problem B: Zonal structures, AMs and turbulence**
- **5. Conclusions**

- **1. Introduction and motivation**
- 2. Model
- 3. Problem A: EP redistribution by EGAMs
- 4. Problem B: Zonal structures, AMs and turbulence
- 5. Conclusions

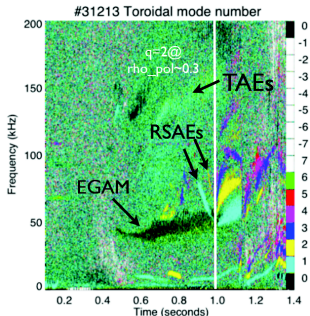
# [1] Turbulence in tokamak plasmas

- Radial temperature and density gradients in tokamaks drive microinstabilities.
- Nonlinear coupling leads to **turbulence** states, in the presence of **zonal flows** (ZFs) [Hasegawa-79].
- Turbulence carries heat fluxes, modifying the equilibrium temperature profiles → bad for confinement
- Turbulence in tokamak core relatively well understood: gyrokinetic (GK) simulations have made remarkable progress, including collisions, impurities, EM, global, etc (edge still challenging)
- GK model typically used in the past to study either turbulence or global instabilities separately, due to technological limits



# [1] Energetic-particle driven modes

- Energetic particles (EP)** in the MeV range are present in ignited plasmas, either as fusion products or because they are produced by auxiliary heating / current drive systems.
- Plasma oscillations can exchange energy with the EP population, via (inverse) Landau damping.
- Alfvén Modes (AM)**, transverse global electromagnetic perturbations excited by EPs [Cheng-85, Chen-16]
- EP-driven Geodesic Acoustic Modes (EGAMs)** are electrostatic oscillating zonal flows excited by EPs [Fu-08, Qiu-10]
- Ultimate goal of the numerical approach: self-consistent simulations of global modes (like AMs, ZFs), turbulence, and EPs.



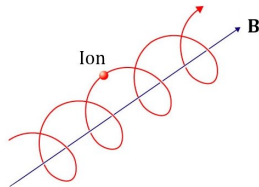
[NLED-AUG case, Lauber-14]

- 1. Introduction and motivation
- 2. Model
- 3. Problem A: EP redistribution by EGAMs
- 4. Problem B: Zonal structures, AMs and turbulence
- 5. Conclusions

## [2] Theoretical models: from fluid to kinetic

### The need for a kinetic model

- A kinetic treatment is known to be necessary due to [Chen-16]:
  - 1) the low frequencies ( $\sim \omega_{ti}$ ), where resonances with bulk ions substantially modify the MHD predictions
  - 2) wave-particle interaction responsible for the EP drive / transport
  - 3) kinetic modific. to wave-wave inter. (especially for  $k_{\perp} \rho_i \sim 1$ )
- The frequency of the modes is much lower than the cyclotron frequency  $\rightarrow$  the gyro-motion can be averaged out



- **Gyrokinetics:** dimension of phase-space reduced, 6D  $\rightarrow$  5D

[Frieman-82, Littlejohn-83, Hahm-88, Brizard-07]

- Numerical simulations numerically demanding in comparison to fluid models or hybrid fluid-kinetic models  $\rightarrow$  need for smart numerical schemes and parallelization to simulate experimental configurations

## [2] Theoretical models: the numerical tool

**ORB5**: global GK particle-in-cell electro-magnetic code [\[Lanti-19\]](#)

- Gyrocenter trajectories:

$$\begin{aligned}\dot{\mathbf{R}} &= \frac{1}{m} \left( p_{\parallel} - \frac{e}{c} J_0 A_{\parallel} \right) \frac{\mathbf{B}^*}{B_{\parallel}^*} + \frac{c}{e B_{\parallel}^*} \mathbf{b} \times \left[ \mu \nabla B + e \nabla J_0 \left( \phi - \frac{p_{\parallel}}{mc} A_{\parallel} \right) \right] \\ \dot{p}_{\parallel} &= -\frac{\mathbf{B}^*}{B_{\parallel}^*} \cdot \left[ \mu \nabla B + e \nabla J_0 \left( \phi - \frac{p_{\parallel}}{mc} A_{\parallel} \right) \right]\end{aligned}$$

- GK Poisson equation:

$$-\nabla \cdot \frac{n_0 m c^2}{B^2} \nabla_{\perp} \phi = \Sigma_{\text{sp}} e \int dW J_0 f$$

- Ampère equation ( $J_0 = 1$  here for simplicity):

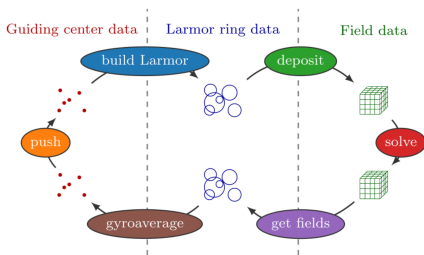
$$\Sigma_{\text{sp}} \int dW \left( \frac{e p_{\parallel}}{mc} f - \frac{e^2}{mc^2} A_{\parallel} f_M \right) + \frac{1}{4\pi} \nabla_{\perp}^2 A_{\parallel} = 0$$

Pull-back scheme strongly mitigates cancellation problem [\[Mishchenko-19\]](#)



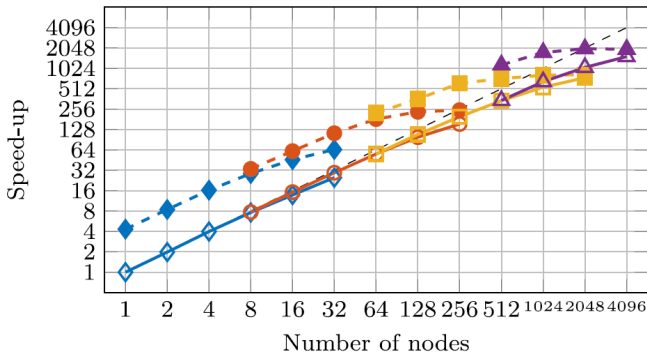
## [2] ORB5 enabled for GPUs (a)

- ORB5 enabled for GPUs in 2019 [Ohana-CPC-21]. Other GPU-enabled GK codes include GENE, GTC, CGYRO and XGC...
- Tests successful on Piz Daint and Summit [Ohana-CPC-21]. Now ported to M100 [Hayward-Schneider-IFERC-workshop-20].
- Originally pure MPI based on domain decomposition (efficient in toroidal direction in axisymmetric geometries) and domain cloning, now uses hybrid MPI/OpenMP and MPI/OpenACC.
- All the computations involving the markers now offloaded to the GPUs
- Communication between GPU and CPU minimized by keeping marker data on GPU only



## [2] ORB5 enabled for GPUs (b)

- ORB5 shows very good scaling of EM simulations on Summit up to 4096 nodes



[Ohana-CPC-21]

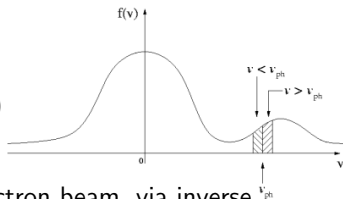
- 1. Introduction and motivation
- 2. Model
- 3. **Problem A: EP redistribution by EGAMs**
- 4. Problem B: Zonal structures, AMs and turbulence
- 5. Conclusions

### [3] EP redistribution by EGAMs: basic physics

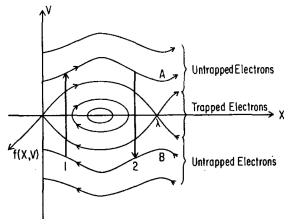
#### Interaction with the EP: the beam-plasma paradigm

- Langmuir waves: longitudinal perturbations of the electron pressure, with the characteristic plasma frequency  $\omega_p = \sqrt{4\pi ne^2/m_e}$
- They are affected by Landau damping:

$$\gamma_L = \frac{\pi \omega_p^3}{2 k^2} \left. \frac{\partial f_0}{\partial v} \right|_{\omega/k} \quad (1)$$



- They can be driven unstable by an electron beam, via inverse Landau damping, if  $v_{ph} = \omega/k$  falls where  $\partial f_0/\partial v > 0$  [O'Neil-65]
- Due to the nonlinear wave-particle interaction, the passing electrons (with  $v > v_{ph}$ ) can lose energy, become trapped in the potential well created by the wave, and stop exchanging energy with the mode



### [3] EP redistribution by EGAMs: saturation (a)

EGAMs studied extensively in the past [Nazikian-08, Fu-08, Qiu-10, Zarzoso-12, Wang-13, Miki-15, Horvath-16, Sasaki-17, Novikau-20].

#### COMPARISON WITH BEAM-PLASMA INSTABILITY

EP squared bounce frequency proportional to radial electric field [Qiu-PST-11]:

$$\omega_b^2 = \alpha_1 \delta \bar{E}_r, \quad \text{with } \alpha_1 \equiv \frac{e \hat{V}_{dc}}{2m_{EP} v_{||0} q R_0} \quad (2)$$

and  $\delta \bar{E}_r = \alpha_2 \gamma_L^2$  found in ORB5 simulations. We obtain, like for the beam-plasma instability:

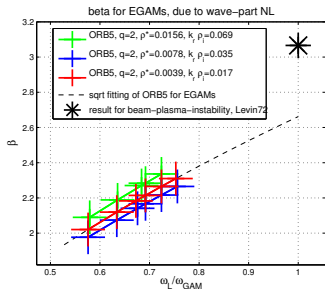
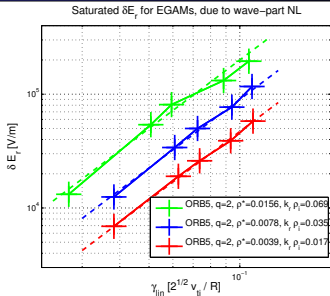
$$\omega_b = \beta \gamma_L \quad (3)$$

where  $\beta$  is calculated as  $\beta = (\alpha_1 \alpha_2)^{1/2} / \omega_s$ , which yields:

$$\beta = \beta_0 \left( \frac{\omega_L}{\omega_{GAM}} \right)^{1/2}, \quad \text{with } \beta_0 = \frac{1}{\omega_s} \left( \frac{\omega_{GAM} \alpha_2}{2RB} \right)^{1/2} \quad (4)$$

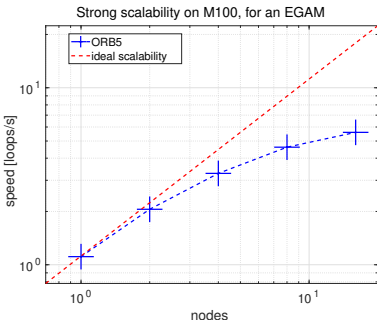
# [3] EP redistribution by EGAMs: saturation (b)

- Quadratic scaling of the saturated electric field on the linear growth rate found (kin. ele. effects neglected).
- Saturated level depends on bulk temperature.
- $\beta$  does not depend on bulk temperature
- $\beta \rightarrow 2.66$  for  $\omega_L \rightarrow \omega_{GAM}$  [Biancalani-JPP-17].



### [3] EP redistribution by EGAMs: CPU vs GPU

- One typical EGAM simulation is at convergence with the following space resolution, time resolution, and number of markers:  
 $(n_s, n_{chi}, n_{phi}) = (256, 32, 4)$ ,  $dt = 20 \Omega_i^{-1}$ ,  $n_{ptot} = 8 \cdot 10^6$   
 $\Rightarrow 244$  markers/cell
- The nonlinear saturation is achieved in 1500 time steps (loops).
- The original simulation runs in 28 minutes on 4 nodes (of 48 CPUs) in Marconi
- It now runs in 7 minutes on 4 nodes in M100 (3.3 loops/s).
- 4 nodes is a good compromise of speed and scalability, for a sim with  $n_{ptot} = 8 \cdot 10^6$  and 1 toroidal mode only.
- ORB5 weak-scales with respect to markers.



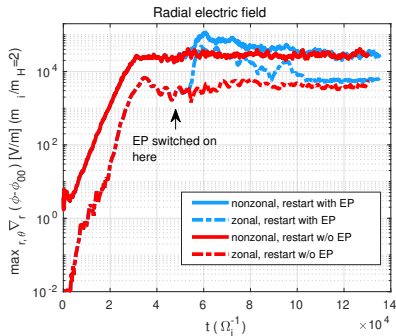
- 1. Introduction and motivation
- 2. Model
- 3. Problem A: EP redistribution by EGAMs
- 4. **Problem B: Zonal structures, AMs and turbulence**
- 5. Conclusions



## [4] Definition of the numerical experiment

Interaction of turb. and EPs studied with reduced models [White-89, Angioni-09, Zhang-10, Citrin-13, Zonca-15, Garcia-15, Chen-16, DiSiena-19].

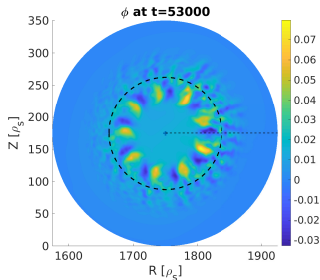
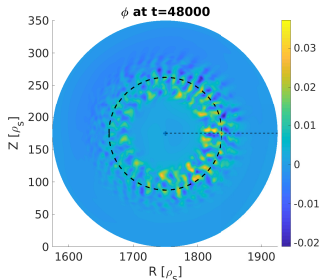
- Zonal electric field excited first by turbulence, then by AMs
- Fully NL electromagnetic simulation: WP-NL + WW-NL (all species follow perturbed orbits)
- Noise initialized at  $t=0$
- Toroidal filter allows  $0 \leq n \leq 40$
- EP switched on at  $t = 4.9 \cdot 10^4 \Omega_i^{-1}$
- Krook operator, conserving zonal fields, applied to thermal species:  $\rightarrow$  source restoring thermal profiles, no sources for EPs



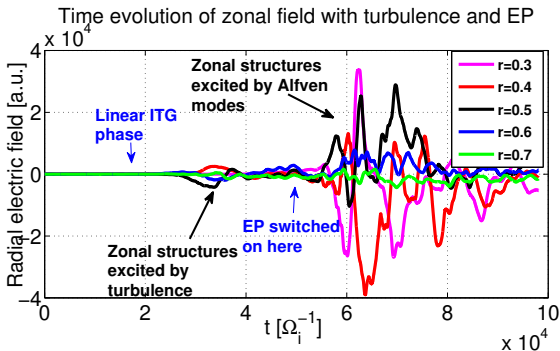
[Biancalani, PPCF 2021]

## [4] Coexistence of BAEs, ZSs and turbulence

- BAE with  $n=5$ ,  $m=9$  develops after EP are switched on
- BAE radial electric field grows after EPs are switched on, then saturates at same levels as w/o turbulence
- BAE saturation mechanism: mainly EP redistribution
- BAE electric field higher than ITG field for this EP concentration



## [4] Force-driven excitation efficient in driving ZSs

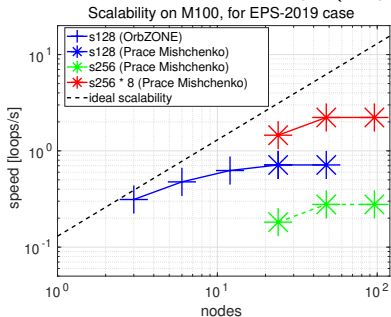


[Biancalani, EPS 2019, I5.J602]

- Zonal structures excited before and after EPs are switched on
- **Zonal electric field excited by force-driven excitation of BAE higher than ZSs excited by turbulence**  $\rightarrow$  1 order of magnitude higher, for this case with  $\langle n_{EP} \rangle / \langle n_e \rangle = 0.01$ ,  $T_{EP} / T_e(0.5) = 10$
- Role of ZSs strongly depend on localization  $\rightarrow$  global problem under investigation (addressed locally in [DiSiena NuFu19])

# [4] Alfvén modes and turbulence : CPU vs GPU

- One typical simulation of AMs, turb. and ZFs has the following space resolution, time resolution, and number of markers:  
 $(n_s, n_{chi}, n_{phi}) = (128, 192, 96)$ ,  $dt = 5 \Omega_i^{-1}$ ,  $n_{ptot} = 1.75 \cdot 10^8$   
 $\Rightarrow 74$  markers/cell
- The saturation of all modes is achieved in 26000 time steps (loops).
- This simulation runs in 3 days on 12 nodes in M100
- It runs in 12 days in 10 nodes in Marconi.
- For this simulation there is no gain in going to larger number of nodes in M100.
- OrbZONE in M100 allows to have sims running in a reasonable time.
- For a higher resolution, sims were done with OrbZONE and Prace.



- 1. Introduction and motivation
- 2. Model
- 3. Problem A: EP redistribution by EGAMs
- 4. Problem B: Zonal structures, AMs and turbulence
- 5. **Conclusions**

## [5] Conclusions

- Gyrokinetic PIC code ORB5 enabled for GPUs in 2019 [Ohana-CPC-21] and ported to M100 [Hayward-Schneider].
- Two physics production cases chosen here to study efficiency.
- A) Single toroidal mode ( $n=0$ ) EGAM.
  - The study of many simulations with different equilibria helped the formulation of a reduced model obtaining a simple analytical formula for the prediction of the saturation amplitudes.  
→ Simulations in M100 are 4 times faster than in Marconi.
- B) Alfvén modes, zonal flows and turbulence with broad spectrum of toroidal modes ( $n=0,40$ ).
  - One single simulation needs many markers for studying the excitation of zonal flows by Alfvén modes and by a saturated turbulence  
→ Simulations in M100 are 3 times faster than in Marconi, which helps a lot for such long simulations. For optimal resolution, Prace is needed (A. Mishchenko's project)

# Acknowledgements

This work has been carried out within the framework of the **EUROfusion** Consortium and has received funding from the Euratom research and training programme 2014-2018, 2019-20, and 2021-25 under grant agreement No. 633053. A further investigation based on the results presented here is being carried out in the framework of the projects TSVV Task 10: Physics of Burning Plasmas (**TSVV10**) and Advanced Energetic particle transport models (**ATEP**), continuing the prior projects on Nonlinear Energetic particle Dynamics (**NLED**), Nonlinear interaction of Alfvénic modes and Turbulence (**NAT**), and Multi-scale Energetic particle Transport in fusion devices (**MET**). The views and opinions expressed herein do not necessarily reflect those of the European Commission.

Numerical simulations were performed on the CINECA **Marconi** and **Marconi100** supercomputers within the framework of the **OrbZONE** and **ORBFAS**T projects.